

MATEUSZ SKUTNIK'S

SUBMACHINE 8

THE PLAN

GODMAP - LEGACY VERSION

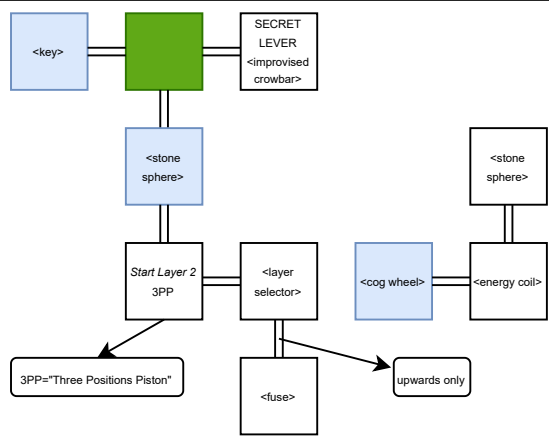
There are people who question the
validity of subnet exploration.
They say any mapping effort is futile
since it's been proven that not only
particular rooms, but entire regions can
shift during the phase change.

BY

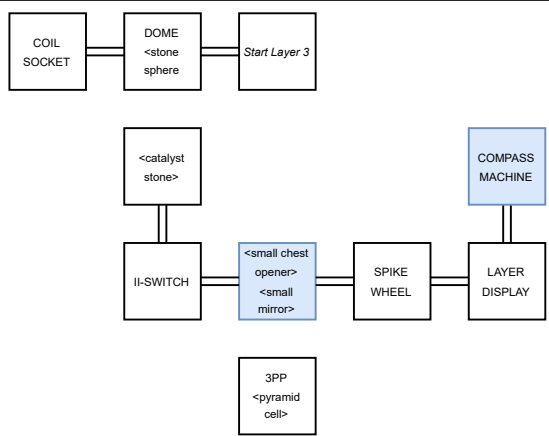
WALDORFRETV

©2023

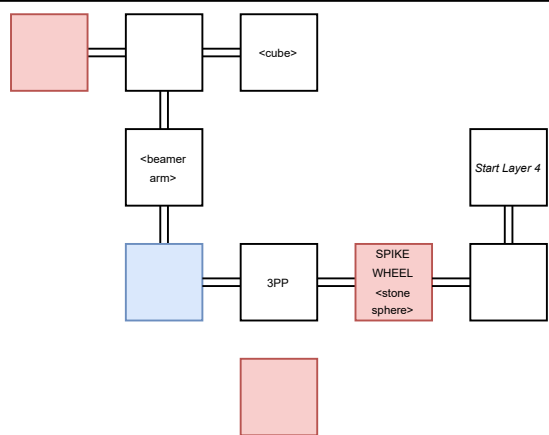
Layer 1 - Moon location



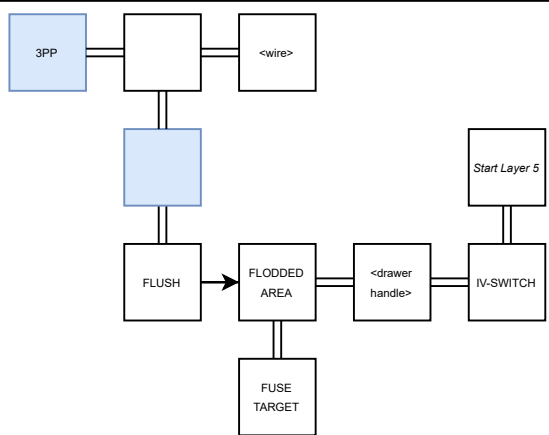
Layer 2 - Indian location



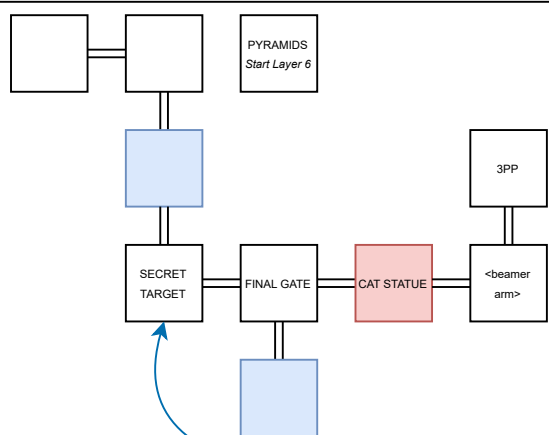
Layer 3 - Tree location



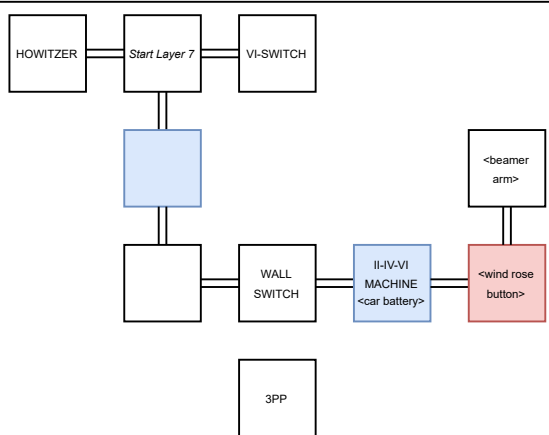
Layer 4 - Sewer location



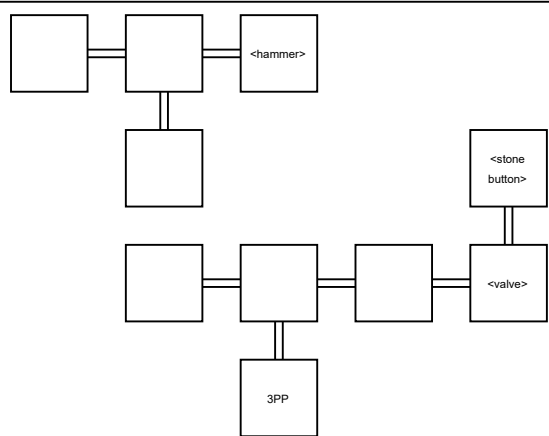
Layer 5 - Ancient location



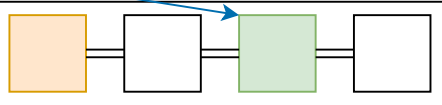
Layer 6 - Battle location



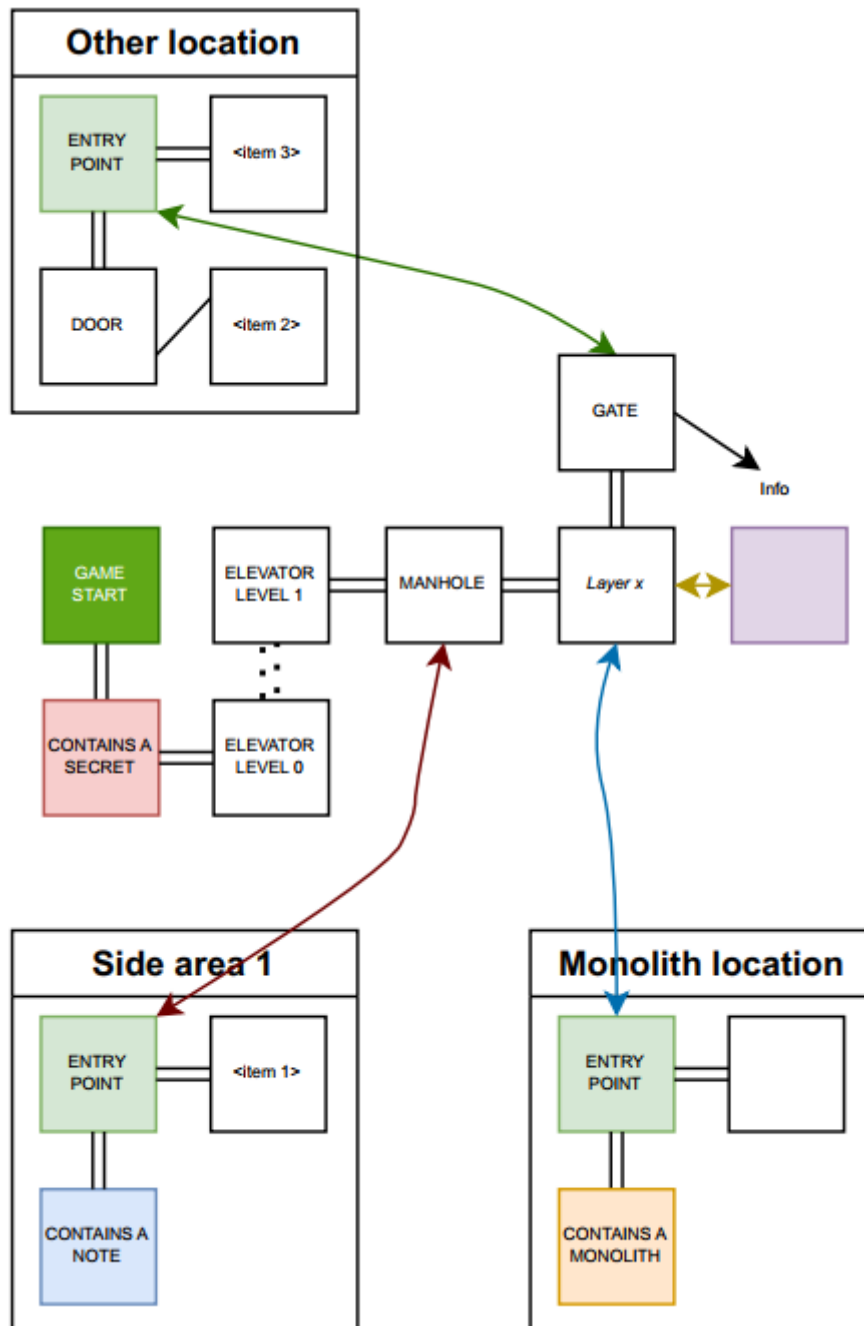
Layer 7 - Excavation location



Monolith location



HOW TO READ THE MAP



EXPLANATION:

BOXES:

All boxes represent rooms or screens, sometimes even screen sections in the game. Some may be found coloured (two colours are also possible):

- Green: Your spawn at the beginning of the game
- Light green: Your starting point after switching or teleporting to another location
- Red: Contains a secret (stabilizer)
- Blue: Contains a note or more
- Orange: Here you find a monolith
- Purple: Will be used on maps for later Submachine parts

TEXT:

- Words written with uppercase letters are for orientation, like telling you a significant item or machine in that room
- Lowercase words in <> brackets tell you which items you can find in that room
- Words written in italics tell you which layer to change to

LINES:

- Horizontal double-lines between rooms mean horizontal movement (vertical vice versa)
- Diagonal single-lines represent moving along the 3rd dimension in- or outwards of the screen or turning your view
- Double-dotted lines show that the room you're in itself is moving (e.g. an elevator)
- A single-dotted line (although rarely used) points to an accessible place your current location only allows a view of

ARROWS:

- Black: These point towards some info text or a picture or a correlating location
- Blue: These connect two screens via a karma portal
- Green: These connect two screens via a (karma) gate
- Red: These ones only come into use when the 2d map reaches its limits representing three dimensions, when it simply runs out of space or for clear arrangement purposes
- Golden: These indicate travelling through a solid wall using a light sphere (only in "Submachine 10")

RETV-Godmap for "Submachine Legacy" made by WaldorfRETV (2023)

Email: room.escape@gmail.com

Twitter / X: [@WaldorfRETV](https://twitter.com/WaldorfRETV)

YouTube: www.youtube.com/@WaldorfRETV

Discord: waldorf7370